

PRUventor™ Heel Off-Loading Device

HEEL PRESSURE **RELIEF** MADE **SIMPLE**



THE PROBLEM:

Pressure Ulcers

Pressure ulcer prevention presents an important challenge in acute care hospitals. Each year, more than 2.5 million people in the United States develop pressure ulcers. These lesions are painful for the patient and costly to treat.¹

The heel is the second most common body site for developing a pressure ulcer. Therefore, it is pertinent that the clinician accurately identifies the patient at risk and ensures that the patient's heels are pressure free.²

THE SOLUTION:

PRUventor™ Heel Off-loading Device

The DeRoyal PRUventor™ is a clinically approved heel off-loading device that will help to ensure the patient's heels are relieved of pressure while also helping to prevent foot drop and lateral foot rotation.

5 OPTIONS TO ACCOMMODATE DIFFERENT PATIENT TYPES

PRUventor™ w/o wedge

Product Number: **M70-100NW**

Packaging: 1 Boot w/o Anti-rotation Wedge

PRUventor™ Short

Product Number: **M70-100S**

Packaging: 1 Boot w/ Anti-rotation Wedge

PRUventor™ Long

Product Number: **M70-100L**

Packaging: 1 Boot w/ Anti-rotation Wedge

PRUventor™ XL

Product Number: **M70-100B**

Packaging: 1 Boot w/ Anti-rotation Wedge

Product Number: **M70-100LB**

Packaging: 6 Boots w/ Anti-rotation Wedge



PRUventor™ provides many benefits to the Patient and Clinician:

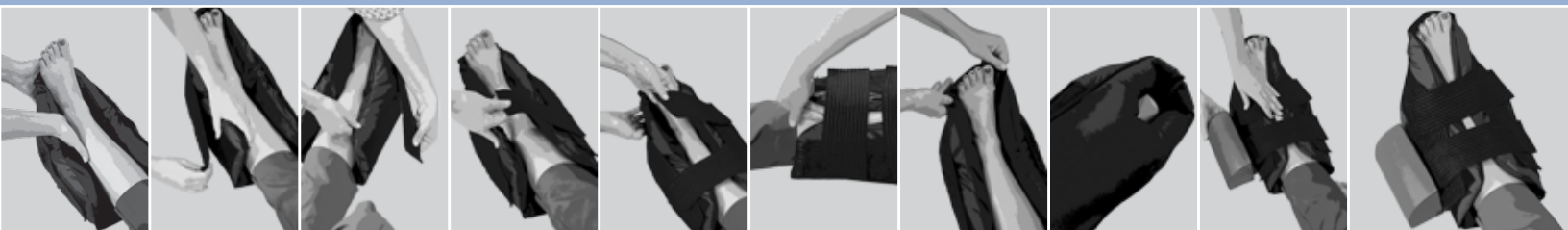
Benefits to **Patient:**

- Soft, elastic straps that stretch in multiple directions help ensure that no pressure is directly applied to the patient's foot.
- Fluid, stain, and bacteria resistant interior and exterior is soft and cool to the touch.
- No sharp or hard edges help prevent skin breakdown on even the most sensitive patients.
- Fluid-like sensation inside the boot absorbs pressure away from bony prominences.
- Lightweight and smooth surface reduces friction from bed sheets.

Benefits to **Clinician:**

- Minimal strap closures provide quick and easy application.
- Fluid, stain, and bacteria resistant materials can be cleaned and disinfected if soiled (using hospital cleaning protocols and procedures).
- Heel opening helps ensure heels are pressure-free, allowing for easy visual inspection.
- Elastic straps help prevent foot drop and the anti-rotation wedge helps prevent lateral foot rotation.
- Multiple SCD/ICD tubing exits help accommodate most compression devices.

EASY APPLICATION



Steps for **Applications:**

1. Open all strap closures and secure the hook tabs to the loop on either side of the boot. The DeRoyal sew-in label should be on the outside of the boot.
 2. Gently place the patient's foot into the boot, making sure the heel is placed over the heel opening.
 3. Take one strap and laterally attach to the same side of the boot. Secure hook and loop on the same side of the boot.
 4. Take the other strap and laterally attach to the same side of the boot. Secure hook and loop on the same side of the boot.
 5. Take the lower leg straps and apply the hook tab(s) to the loop on either side of the boot. Caregiver can choose to use one or both straps to assist in holding boot on patient's foot by suggested strapping configuration shown above.
 6. Make sure two fingers fit between the device and the patient to ensure circulation is not compromised. Pull flaps on either side of the foot, toward the patient to ensure the product fits securely and that the heel is suspended over the heel opening.
 7. Make sure the heel is suspended. Check the bottom of the boot to ensure that nothing is touching the heel.
 8. If wedge is included: To apply the anti-rotation wedge, place the hook side of the anti-rotation wedge on the outside, making sure that the bottom of the wedge sits flat on the surface of the bed.
- NOTE:** Perform periodic skin assessment as specified by hospital policies and procedures.
- Application videos are available on www.deroyal.com.

HEEL PRESSURE RELIEF

The **PRUventor™** has a soft interior filling that when combined with the unique fabric, creates a fluid-like sensation. Therefore, pressure around the bony prominences of the ankles and metatarsals is reduced.



PRESSURE OFF-LOADING:

The **PRUventor™** helps to keep the heel from resting on the bed. This minimizes shear and friction around the heels, ankles and toes. The heel opening allows for visual inspection helping to ensure that the heels are suspended.

SEQUENTIAL/INTERMITTENT COMPRESSION DEVICES (SCD/ICD):

The **PRUventor™** features multiple exits for SCD/ICD tubing. On the **PRUventor™** Long, additional exits are located on either side of the boot.

ANTI-ROTATION WEDGE:

The following **PRUventor™** SKUs come with an anti-rotation wedge to help prevent lateral foot rotation.

M70-100L
M70-100S
M70-100B
M70-100LB

INTENDED USE:

The **PRUventor™** is intended for patients at risk of developing heel decubitus ulcers. The **PRUventor™** also helps prevent foot drop and foot rotation.

CONTRAINDICATIONS:

The **PRUventor™** is not recommended for patients with severe foot drop, severe ankle contractures and severe spasticity.

ANTIMICROBIAL TECHNOLOGY

The **PRUventor™** keeps the heels pressure free and has the ability to reduce elevated levels of bacteria without causing change of normal skin bacterial flora.



The skin naturally releases normal bacterial flora which can vary depending on the patient's status. Skin colonization by bacteria can quickly change from healthy to unhealthy conditions.



Increased temperature and moisture allows bacterial flora to increase by 10,000 times within a 48 hour period, causing odors and other negative effects.



Silbac acts as an immobilized antimicrobial, reducing elevated levels of bacteria without disrupting the skin and its normal bacterial flora.

Silbac™ ANTIMICROBIAL TECHNOLOGY

- Silbac™ is a silane-quat based antimicrobial that is embedded into the interior fabric of the boot.
- The fabric can be cleaned or disinfected without disturbing the effects of Silbac™.
- The antimicrobial properties of Silbac™ are continuous throughout the life of the product.




Combining Heel Pressure Relief & Bacteria Resistance

Preventing Heel Pressure Ulcers Lowers Human & Financial Costs

Pressure ulcers cost over \$1 billion of hospital expenditures.³

- Pain
- Length of Stay
- Risk of Infection
- Death Rates
- Expenditures in your Facility

The average cost of treatment is \$2,000-\$40,000 per pressure ulcer.³



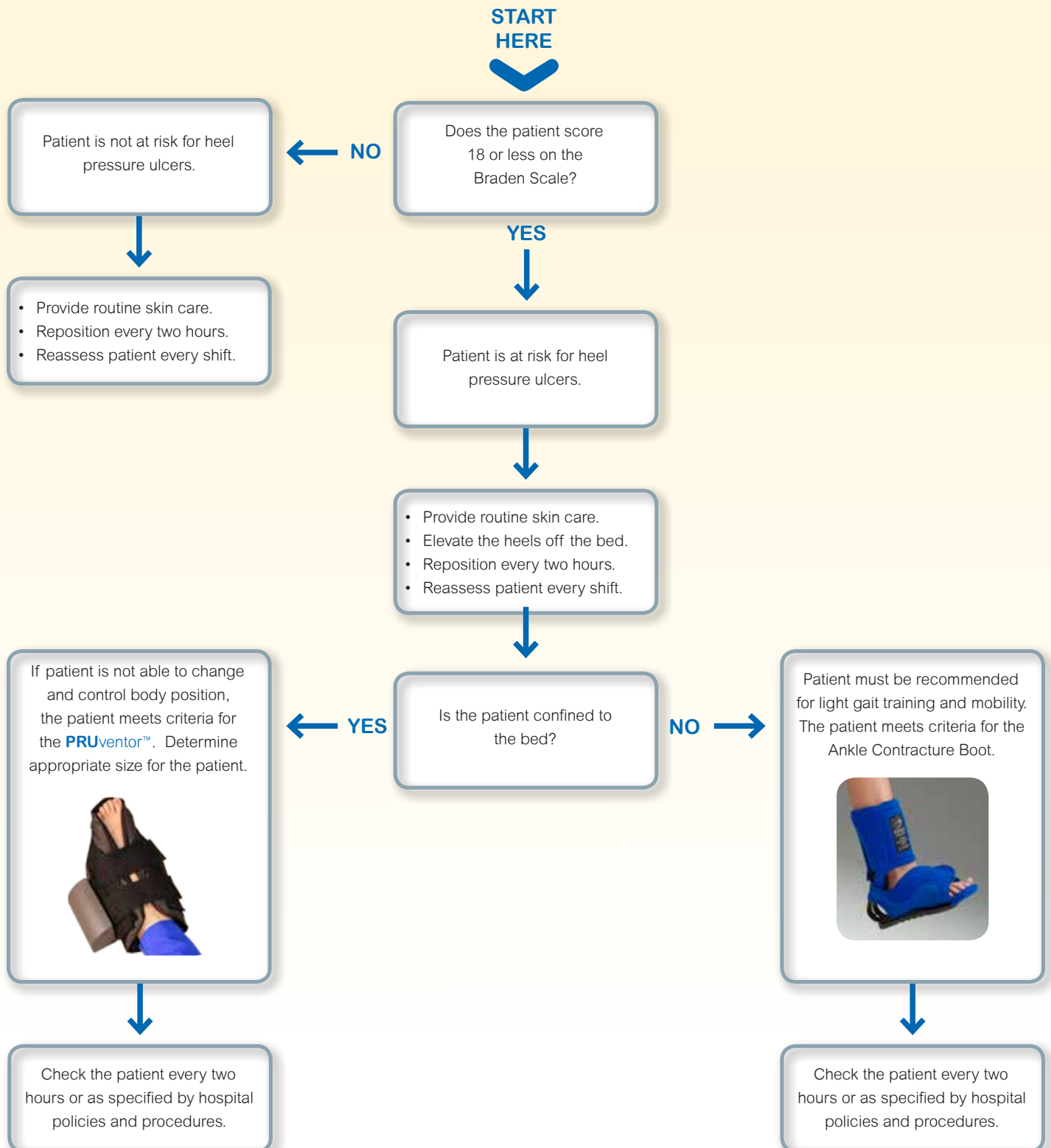
Cost Justification Formula

Annual Discharges:	_____	Annual Discharges:	_____
	X		X
% PRU Prevalence:	_____	% PRU Prevalence:	_____
	X		X
% Heel PRU:	_____	% Heel PRU:	_____
	X		X
Average Cost Per Ulcer	_____	Average Cost/ Pair of PRUventor™	_____
	=		=
ANNUAL COST OF PRU		ANNUAL COST OF PRUventor™	
[]	-	[]	=
			[]
			ANNUAL SAVINGS

³ Salcido, R and Popescu, A. Pressure Ulcers and Wound Care. Medscape Reference. <http://emedicine.medscape.com/article/319284-overview>. Accessed January 5, 2012.

PRESSURE ULCER DECISION TREE

This **PRESSURE ULCER DECISION TREE** provides a step-by-step tool to help caregivers make the appropriate decisions for each unique situation and select the proper heel pressure ulcer prevention product. Please use this resource to educate staff members and/or to help implement a heel pressure ulcer prevention protocol.



PRESSURE ULCER MANAGEMENT

DeRoyal® offers other solutions to prevent heel pressure ulcers. Please visit our website at www.deroyal.com for additional information.

AC Boot



4301C

Heel Suspension Boot



M60-300

Heel Pillow



M3042

Foot Drop Stop



M60-018

Foam Heel Protector



M190FF

Heel Elbow Protector



M3000U

© 2016, DeRoyal. DeRoyal®, the DeRoyal logo, and Improving Care. Improving Business® are registered trademarks and PRUventor™ is a trademark of DeRoyal Industries, Inc

Silbac™ is a trademark of Sing BWO Enterprise Co., Ltd



Improving Care. Improving Business®

DeRoyal Industries | 200 DeBusk Lane | Powell, TN 37849
888.938.7828 | 865.938.7828 | www.deroyal.com
Rev 06/16 | Reprint # 0-2298