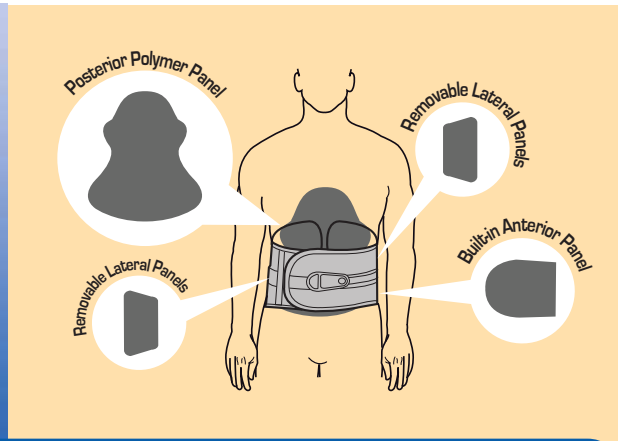


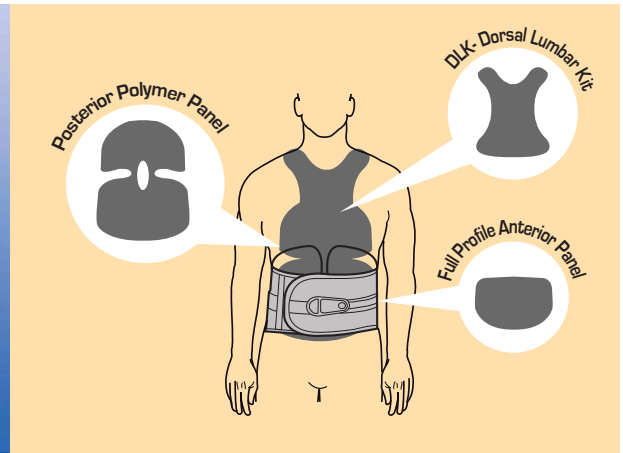
VENUM™ 1 One • Size • Fits • All

NEW

Prefabricated Spinal

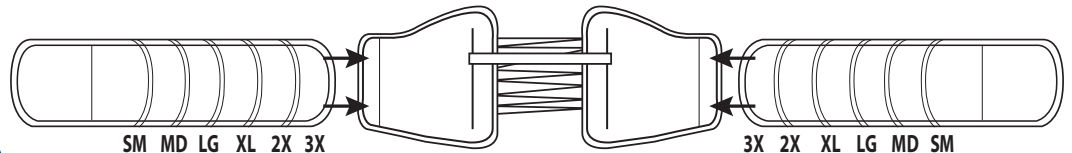



X LSO PDAC APPROVED L0637 Custom Fitted • L0650 OTS



TLSO w/ATE PDAC APPROVED L0462
TLSO w/DLK PDAC APPROVED L0464
 Custom Fitted

(ATE) ANTERIOR THORACIC EXTENSIONS



Extender Panel adds up to 7" to the circumference

SIZE	WAIST MEASUREMENT
SM	25" - 30"
MD	30" - 35"
LG	35" - 40"
XL	40" - 45"
2X	45" - 50"
3X	50" - 54"

MODEL #	DESCRIPTION
VEN1-X-LSO	VENUM1X
VEN1-TLSO-PPK	VENUM1 TLSO with PPK
VEN1-TLSO-PPX	VENUM1 TLSO with PPX
VEN1-TLSO-SPK	VENUM1 TLSO with SPK
VEN1-TLSO-SPX	VENUM1 TLSO with SPX
VEN1-TLSO-DLK	VENUM1 TLSO with DLK

